

Debt Capital Expertise

Over 2.7 Billion Recently Closed




\$116,750,000

Project Loan and LC Facility





November 2015



\$90,776,000

1.760% Senior Bank Financing

October 2015



\$96,593,000

4.513% Private Placement Loan

October 2015




\$14,000,000

3.05% Senior Debt Facility

Permanent Loan Facility



October 2015




North Battleford Hospital

\$181,087,000

4.232% Senior Secured Bonds


August 2015



\$537,930,000

2.365% Bank Financing

July 2015




\$34,846,000

Senior Rehabilitation Facility

2.52% Bank Financing


July 2015



\$488,123,000

4.105% Senior Secured Amortizing Bonds

July 2015



\$140,977,000

4.156% Senior Secured Bullet Bonds

July 2015



Graham Group Ltd.

\$425,000,000


Senior Secured Credit Facilities









July 2015



GRAHAM

\$49,356,000

10 year Term Loan




July 2015

Windermere Seven Acre Ltd.

\$6,800,000

Senior Debt Facility

Land Loan & Pre-Development Facility



June 2015




Phase II

\$122,000,000

Permanent Loan, Construction Loan & LC Facility




June 2015



Phase I

\$122,000,000

Project Loan and LC Facility



June 2015



\$12,000,000

Senior Debt Facility

Land Loan & Pre-Development Facility




June 2015




USD\$17,700,000

3.43% Senior Debt Facility

FHA Insured Construction & Permanent Loan




June 2015



USD\$19,100,000

3.36% Senior Debt Facility

FHA Insured Construction & Permanent Loan



June 2015



Windermere Crossing


\$29,000,000

Senior Debt Facility

Construction Loan, Land Loan & LC Facility




September 2014



\$231,523,000

4.394% Senior Secured Bonds

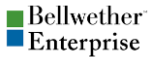
June 2014



USD\$21,100,000

4.85% Senior Debt Facility

FHA Insured Construction & Permanent Loan



February 2014